

Sample Delta 8 THC Vape Cartridge - 1 ml, Mimosa (CDT)

Sample ID:	BBL_3596	Matrix:	Distillate	Analyses Executed:	Full Panel
Company:	3Chi	Batch ID:	06DEC2022-CDT-MIM	Reported:	30 Dec, 2022
Phone:		Received:	08 Dec, 2022		
Address:	275 Medical Dr. 857 Carmel. IN 46082				
Email:	support@3chi.com				


Lab Notes: Results reported for sample as received. Result '0' implies detection less than LOQ.

Cannabinoid Profile Analysis

Analyzed 29 Dec, 2022 | Instrument HPLC-PDA | Method TM-101  
Uncertainty Measurement at 95% confidence level is 10%, k=2

Analyte	LOD (ppm)	LOQ (ppm)	Result %	Result (mg/g)
Cannabidivarinic acid (CBDVa)	0.030	0.080	ND	ND
Cannabidivarin (CBDV)	0.050	0.150	ND	ND
Cannabidiolic acid (CBDA)	0.040	0.110	ND	ND
Cannabidiol (CBD)	0.060	0.190	ND	ND
Cannabigerolic acid (CBGa)	0.040	0.120	ND	ND
Cannabigerol (CBG)	0.080	0.230	ND	ND
Cannabinolic acid (CBNa)	0.080	0.250	ND	ND
Cannabinol (CBN)	0.040	0.120	ND	ND
Cannabichromenic acid (CBCa)	0.350	1.060	ND	ND
Cannabichromene (CBC)	0.090	0.280	ND	ND
Cannabicyclol (CBL)	0.210	0.640	ND	ND
D9-Tetrahydrocannabinolic acid (THCa)	0.130	0.400	ND	ND
D9-Tetrahydrocannabinol (D9-THC)	0.120	0.360	ND	ND
Tetrahydrocannabivarinic acid (THCVa)	0.050	0.160	ND	ND
Tetrahydrocannabivarin (THCV)	0.080	0.240	ND	ND
D8-Tetrahydrocannabinol (D8-THC)	0.140	0.430	97.2208	972.208
Total THC (THCa * 0.877 + THC)			ND	ND
Total CBD (CBDA * 0.877 + CBD)			ND	ND
Total CBG (CBGa * 0.877 + CBG)			ND	ND
Total Cannabinoids			97.221	972.208

Sample Photography



NR Not Reportable  
ND Not Detected  
N/A Not Applicable  
NT Not Tested  
LOD Limit of Detection  
LOQ Limit of Quantification  
<LOQ Detected  
>ULOL Above upper limit of linearity  
CFU/g Colony Forming Units per 1 gram  
TNTC Too Numerous to Count



Scan the QR code to verify authenticity.

Authorized Signature



Dr. Archana R. Parameswar,  
Laboratory Director  
30 Dec, 2022 11:23:56 AM



HME - Heavy Metals Detection Analysis

Analyzed 28 Dec, 2022 | Instrument ICP-MS | Method TM-105

Analyte	LOD (ppb)	LOQ (ppb)	Result ug/g	Flag	Limit ug/g
Arsenic (As)	0.005	0.015	0		
Cadmium (Cd)	0.005	0.016	0		
Mercury (Hg)	0.004	0.013	ND		
Lead (Pb)	0.075	0.224	ND		

MIB - Microbial Testing Analysis

Analyzed 28 Dec, 2022 | Instrument PCR/ Plating | Method TM-109

Analyte	Limit (CFU/g)	Result CFU/g	Flag
Salmonella SPP		NEG	
Total Yeast & Mold		<10	
Aspergillus fumigatus		NEG	
Aspergillus flavus		NEG	
Aspergillus niger		NEG	
Aspergillus terreus		NEG	
Shiga toxin-producing Escherichia Coli		NEG	

MTO - Mycotoxin Testing Analysis

Analyzed 28 Dec, 2022 | Instrument LCMS-MS | Method TM-104

Analyte	LOD (ppb)	LOQ (ppb)	Result ug/kg (ppb)	Flag	Limit ug/kg
Mycotoxin B1	0.000	0.010	N D		
Mycotoxin B2	0.010	0.030	N D		
Mycotoxin G1	0.010	0.020	N D		
Mycotoxin G2	0.010	0.040	N D		
Ochratoxin A	0.020	0.060	N D		
Total Mycotoxins			N D		

PES - Pesticides Screening Analysis

Analyzed 28 Dec, 2022 | Instrument LCMS-MS | Method TM-103

NR Not Reportable  
ND Not Detected  
N/A Not Applicable  
NT Not Tested  
LOD Limit of Detection  
LOQ Limit of Quantification  
<LOQ Detected  
>ULOL Above upper limit of linearity  
CFU/g Colony Forming Units per 1 gram  
TNTC Too Numerous to Count



Scan the QR code to verify authenticity.

Authorized Signature

Dr. Archana R. Parameswar,  
Laboratory Director  
30 Dec, 2022 11:23:56 AM



Analytes	LOD (ppb)	LOQ (ppb)	Result ug/g	Flag	Limit ug/g
Abamectin	0.110	0.330	N D		
Acephate	0.230	0.700	N D		
Acequinocyl	0.110	0.320	N D		
Acetamiprid	0.020	0.050	N D		
Aldicarb	0.020	0.050	N D		
Azoxystrobin	0.020	0.060	N D		
Bifenazate	0.010	0.030	N D		
Bifenthrin	0.020	0.060	N D		
Boscalid	0.060	0.170	N D		
Carbaryl	0.010	0.040	N D		
Carbofuran	0.010	0.020	N D		
Chlorantraniliprole	0.010	0.030	N D		
Chlorpyrifos	0.010	0.030	N D		
Clofentezine	0.010	0.040	N D		
Coumaphos	0.040	0.120	N D		
Cyfluthrin	2.320	7.020	N D		
Cypermethrin	0.370	1.130	N D		
Daminozide	0.550	1.650	N D		
Dichlorvos	0.050	0.140	N D		
Dimethoate	0.010	0.020	N D		
Dimethomorph	0.010	0.030	N D		
Ethoprophos	0.020	0.050	N D		
Etofenprox	0.010	0.040	N D		
Etoxazole	0.010	0.020	N D		
Fenhexamid	0.040	0.140	N D		
Fenoxycarb	0.020	0.060	N D		
Fenpyroximate	0.010	0.040	N D		
Fipronil	0.010	0.040	N D		
Fludioxinil	0.020	0.050	N D		
Flonicamide	0.010	0.030	N D		
Hexythiazox	0.010	0.020	N D		
Imazalil	0.060	0.170	N D		
Imidacloprid	0.040	0.110	N D		
Kresoxim-methyl	0.020	0.050	N D		
Malathion	0.010	0.030	N D		
Metalaxyl	0.010	0.020	N D		
Methiocarb	0.010	0.030	N D		
Methomyl	0.020	0.050	N D		
Mevinphos	0.060	0.180	N D		
Myclobutanil	1.190	3.610	N D		
Naled	0.030	0.080	N D		
Oxamyl	0.020	0.050	N D		
Paclobutrazole	0.020	0.060	N D		
Permethrin	0.080	0.260	N D		
Phosmet	0.010	0.030	N D		
Piperonyl butoxide	0.010	0.040	N D		
Prallethrin	0.100	0.300	N D		

NR Not Reportable  
ND Not Detected  
N/A Not Applicable  
NT Not Tested  
LOD Limit of Detection  
LOQ Limit of Quantification  
<LOQ Detected  
>ULOL Above upper limit of linearity  
CFU/g Colony Forming Units per 1 gram  
TNTC Too Numerous to Count



Scan the QR code to verify authenticity.

Authorized Signature

*Archana*

Dr. Archana R. Parameswar,  
Laboratory Director  
30 Dec, 2022 11:23:56 AM



Analytes	LOD (ppb)	LOQ (ppb)	Result ug/g	Flag	Limit ug/g
Propiconazole	0.070	0.220	N D		
Propoxur	0.010	0.030	N D		
Pyrethrin-I	0.020	0.060	N D		
Pyridaben	0.010	0.020	N D		
Spinetoram	0.230	0.690	N D		
Spinosyn A	0.010	0.020	N D		
Spinosyn D	0.000	0.010	N D		
Spiromesifen	0.050	0.140	N D		
Spirotetramat	0.010	0.030	N D		
Spiroxamine	0.010	0.030	N D		
Tebuconazole	0.010	0.030	N D		
Thiachloprid	0.010	0.030	N D		
Thiamethoxam	0.010	0.040	N D		
Methyl parathion	0.050	0.140	N D		
Diazinon	0.010	0.040	N D		
Trifloxystrobin	0.010	0.030	N D		
Chlordane	0.740	2.250	N D		
Chlorfenapyr	0.830	2.530	N D		
Pentachloronitrobenzene	0.060	0.170	N D		

NR Not Reportable  
ND Not Detected  
N/A Not Applicable  
NT Not Tested  
LOD Limit of Detection  
LOQ Limit of Quantification  
<LOQ Detected  
>ULOL Above upper limit of linearity  
CFU/g Colony Forming Units per 1 gram  
TNTC Too Numerous to Count



Scan the QR code to  
verify authenticity.

Authorized Signature

*Archana*

Dr. Archana R. Parameswar,  
Laboratory Director  
30 Dec, 2022 11:23:56 AM



RES – Residual Solvent Analysis

Analyzed 29 Dec, 2022 | Instrument HS-GC/MS | Method TM-106

Analyte	LOD (ppm)	LOQ (ppm)	Result (ppm)	Flag	Limit ug/g
Propane	0.470	1.410	N D		
Butane	0.200	0.610	N D		
Methanol	0.070	0.230	N D		
Pentane	0.130	0.410	N D		
Ethanol	0.130	0.380	N D		
Ethyl ether	0.020	0.070	N D		
Acetone	0.060	0.180	N D		
Isopropyl alcohol	0.030	0.090	N D		
Acetonitrile	0.020	0.060	N D		
Methylene chloride	0.010	0.020	N D		
Hexane	0.030	0.080	N D		
Ethyl acetate	0.030	0.080	N D		
Chloroform	0.010	0.030	N D		
Benzene	0.010	0.030	N D		
1 2-Dichloroethane	0.010	0.030	N D		
Heptane	0.020	0.060	N D		
Trichloroethene	0.010	0.030	N D		
Toluene	0.010	0.020	N D		
Isobutane	3.900	11.820	N D		
Ethyl benzene	1.700	5.160	N D		
m p-Xylenes	0.010	0.030	N D		
o-Xylene	0.010	0.020	N D		

NR Not Reportable  
ND Not Detected  
N/A Not Applicable  
NT Not Tested  
LOD Limit of Detection  
LOQ Limit of Quantification  
<LOQ Detected  
>ULOL Above upper limit of linearity  
CFU/g Colony Forming Units per 1 gram  
TNTC Too Numerous to Count



Scan the QR code to  
verify authenticity.

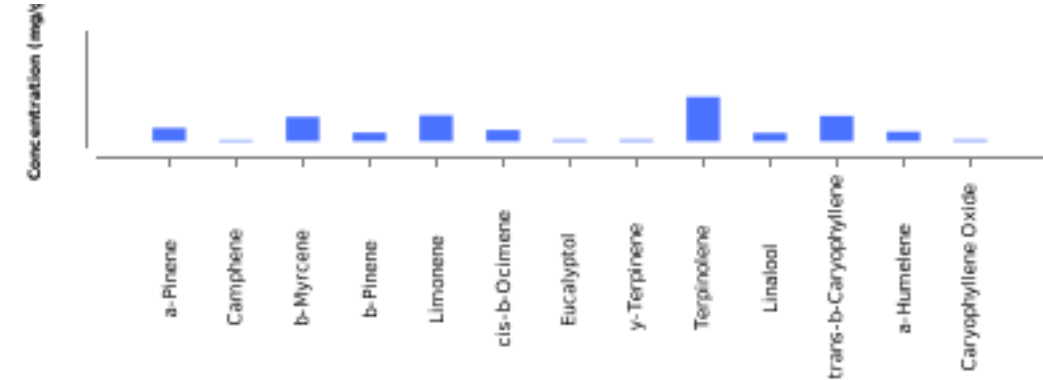
Authorized Signature

Dr. Archana R. Parameswarar,  
Laboratory Director  
30 Dec, 2022 11:23:56 AM

TER- Terpenes Analysis

Analyzed 29 Dec, 2022 | Instrument HS-GC/MS | Method TM-102


Analyte	LOD (ppm)	LOQ (ppm)	Result %	Result mg/g
a-Pinene	0.840	2.540	0.107	1.07
Camphene	0.940	2.850	0.011	0.11
b-Myrcene	1.080	3.260	0.198	1.98
b-Pinene	1.110	3.380	0.071	0.71
3-Carene	0.460	1.400	N D	N D
a-Terpinene	1.180	3.570	N D	N D
a-ocimene	0.240	0.710	N D	N D
Limonene	0.730	2.210	0.211	2.11
cis-b-Ocimene	0.680	2.050	0.092	0.92
Eucalyptol	1.500	4.530	0.012	0.12
γ-Terpinene	0.570	1.720	0.013	0.13
Terpinolene	0.970	2.950	0.361	3.61
Linalool	1.830	5.550	0.066	0.66
Isopulegol	1.650	4.990	N D	N D
Geraniol	0.780	2.370	N D	N D
trans-b-Caryophyllene	0.910	2.760	0.206	2.06
a-Humelene	0.960	2.920	0.079	0.79
cis-Nerolidol	0.510	1.540	N D	N D
trans-Nerolidol	1.110	3.360	N D	N D
Guaial	2.800	8.490	N D	N D
Caryophyllene Oxide	0.970	2.950	0.014	0.14
a-Bisabolol	2.500	7.560	N D	N D
Total Terpene Concentration			1.441	14.41



NR Not Reportable  
ND Not Detected  
N/A Not Applicable  
NT Not Tested  
LOD Limit of Detection  
LOQ Limit of Quantification  
<LOQ Detected  
>ULOL Above upper limit of linearity  
CFU/g Colony Forming Units per 1 gram  
TNTC Too Numerous to Count



Scan the QR code to verify authenticity.

Authorized Signature  


Dr. Archana R. Parameswar,  
Laboratory Director  
30 Dec, 2022 11:23:56 AM