

Sample THCv Vape Cartridge Blue Dream 1 ml

Sample ID:	BBL_3013	Matrix:	Distillate	Analyses Executed:	FULL PANEL
Company:	3Chi	Batch ID:	17Aug2022-THCVBD	Reported:	30 Aug, 2022
Phone:		Received:	18 Aug, 2022		
Address:	275 Medical Dr. 857 Carmel. IN 46082				
Email:	support@3chi.com				

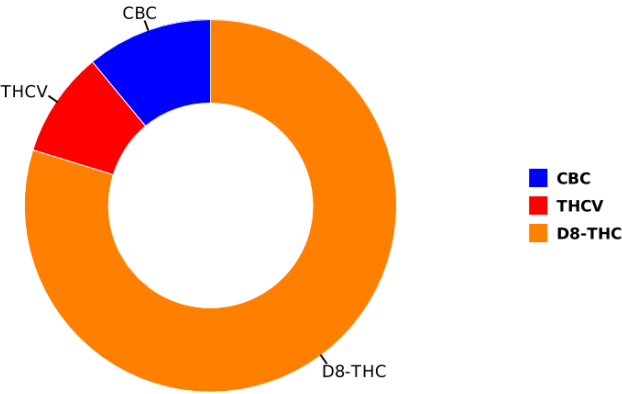
Lab Notes: Results reported for sample as received

Cannabinoid Profile Analysis

Analyzed 25 Aug, 2022 | Instrument HPLC-PDA | Method TM-101
Uncertainty Measurement at 95% confidence level is 10%, k=2

Analyte	LOD (ppm)	LOQ (ppm)	Result %	Result (mg/g)
Cannabidivarinic acid (CBDVa)	0.030	0.080	ND	ND
Cannabidivarin (CBDV)	0.050	0.150	ND	ND
Cannabidiolic acid (CBDa)	0.040	0.110	ND	ND
Cannabidiol (CBD)	0.060	0.190	<LoQ	<LoQ
Cannabigerolic acid (CBGa)	0.040	0.120	ND	ND
Cannabigerol (CBG)	0.080	0.230	ND	ND
Cannabinolic acid (CBNa)	0.080	0.250	ND	ND
Cannabinol (CBN)	0.040	0.120	ND	ND
Cannabichromenic acid (CBCa)	0.350	1.060	ND	ND
Cannabichromene (CBC)	0.090	0.280	10.0493	100.49
Cannabicyclol (CBL)	0.210	0.640	ND	ND
D9-Tetrahydrocannabinolic acid (THCa)	0.130	0.400	ND	ND
D9-Tetrahydrocannabinol (D9-THC)	0.120	0.360	ND	ND
Tetrahydrocannabivarinic acid (THCVa)	0.050	0.160	<LoQ	<LoQ
Tetrahydrocannabivarin (THCV)	0.080	0.240	8.4317	84.32
D8-Tetrahydrocannabinol (D8-THC)	0.140	0.430	73.1497	731.5
Total THC (THCa * 0.877 + THC)			ND	ND
Total CBD (CBDa * 0.877 + CBD)			ND	ND
Total CBG (CBGa * 0.877 + CBG)			ND	ND
Total Cannabinoids			91.63	916.31

Sample Photography



NR Not Reportable
ND Not Detected
N/A Not Applicable
NT Not Tested
LOD Limit of Detection
LOQ Limit of Quantification
<LOQ Detected
>ULOL Above upper limit of linearity
CFU/g Colony Forming Units per 1 gram
TNTC Too Numerous to Count



Scan the QR code to verify authenticity.

Authorized Signature



Dr. Archana R. Parameswar,
Laboratory Director
30 Aug, 2022 12:07:48 PM



HME - Heavy Metals Detection Analysis

Analyzed 25 Aug, 2022 | Instrument ICP-MS | Method TM-105

Analyte	LOD (ppb)	LOQ (ppb)	Result ug/g	Flag	Limit ug/g
Arsenic (As)	0.005	0.015	0		
Cadmium (Cd)	0.005	0.016	0		
Mercury (Hg)	0.004	0.013	0		
Lead (Pb)	0.075	0.224	0		

MIB - Microbial Testing Analysis

Analyzed 29 Aug, 2022 | Instrument PCR/ Plating (not A2LA accredited) | Method TM-109

Analyte	Limit (CFU/g)	Result CFU/g	Flag
Salmonella SPP		NEG	
Total Yeast & Mold		<10	
Aspergillus fumigatus		NEG	
Aspergillus flavus		NEG	
Aspergillus niger		NEG	
Aspergillus terreus		NEG	
Shiga toxin-producing Escherichia Coli		NEG	

MTO - Mycotoxin Testing Analysis

Analyzed 30 Aug, 2022 | Instrument Subcontracted | Method Subcontracted

Analyte	LOD (ppb)	LOQ (ppb)	Result ug/kg (ppb)	Flag	Limit ug/kg
Mycotoxin B1	0.000	0.010	N D		
Mycotoxin B2	0.010	0.030	N D		
Mycotoxin G1	0.010	0.020	N D		
Mycotoxin G2	0.010	0.040	N D		
Ochratoxin A	0.020	0.060	N D		
Total Mycotoxins			N D		

PES - Pesticides Screening Analysis

Analyzed 30 Aug, 2022 | Instrument Subcontracted | Method Subcontracted

NR Not Reportable
ND Not Detected
N/A Not Applicable
NT Not Tested
LOD Limit of Detection
LOQ Limit of Quantification
<LOQ Detected
>ULOL Above upper limit of linearity
CFU/g Colony Forming Units per 1 gram
TNTC Too Numerous to Count



Scan the QR code to verify authenticity.

Authorized Signature

Dr. Archana R. Parameswar,
Laboratory Director
30 Aug, 2022 12:07:48 PM



Analytes	LOD (ppb)	LOQ (ppb)	Result ug/g	Flag	Limit ug/g
Abamectin	0.110	0.330	N D		
Acephate	0.230	0.700	N D		
Acequinocyl	0.110	0.320	N D		
Acetamiprid	0.020	0.050	N D		
Aldicarb	0.020	0.050	N D		
Azoxystrobin	0.020	0.060	N D		
Bifenazate	0.010	0.030	N D		
Bifenthrin	0.020	0.060	N D		
Boscalid	0.060	0.170	N D		
Carbaryl	0.010	0.040	N D		
Carbofuran	0.010	0.020	N D		
Chlorantraniliprole	0.010	0.030	N D		
Chlorpyrifos	0.010	0.030	N D		
Clofentezine	0.010	0.040	N D		
Coumaphos	0.040	0.120	N D		
Cyfluthrin	2.320	7.020	N D		
Cypermethrin	0.370	1.130	N D		
Daminozide	0.550	1.650	N D		
Dichlorvos	0.050	0.140	N D		
Dimethoate	0.010	0.020	N D		
Dimethomorph	0.010	0.030	N D		
Ethoprophos	0.020	0.050	N D		
Etofenprox	0.010	0.040	N D		
Etoxazole	0.010	0.020	N D		
Fenhexamid	0.040	0.140	N D		
Fenoxycarb	0.020	0.060	N D		
Fenpyroximate	0.010	0.040	N D		
Fipronil	0.010	0.040	N D		
Fludioxinil	0.020	0.050	N D		
Flonicamide	0.010	0.030	N D		
Hexythiazox	0.010	0.020	N D		
Imazalil	0.060	0.170	N D		
Imidacloprid	0.040	0.110	N D		
Kresoxim-methyl	0.020	0.050	N D		
Malathion	0.010	0.030	N D		
Metalaxyl	0.010	0.020	N D		
Methiocarb	0.010	0.030	N D		
Methomyl	0.020	0.050	N D		
Mevinphos	0.060	0.180	N D		
Myclobutanil	1.190	3.610	N D		
Naled	0.030	0.080	N D		
Oxamyl	0.020	0.050	N D		
Paclobutrazole	0.020	0.060	N D		
Permethrin	0.080	0.260	N D		
Phosmet	0.010	0.030	N D		
Piperonyl butoxide	0.010	0.040	N D		
Prallethrin	0.100	0.300	N D		

NR Not Reportable
ND Not Detected
N/A Not Applicable
NT Not Tested
LOD Limit of Detection
LOQ Limit of Quantification
<LOQ Detected
>ULOL Above upper limit of linearity
CFU/g Colony Forming Units per 1 gram
TNTC Too Numerous to Count



Scan the QR code to verify authenticity.

Authorized Signature

Archana

Dr. Archana R. Parameswar,
Laboratory Director
30 Aug, 2022 12:07:48 PM



Analytes	LOD (ppb)	LOQ (ppb)	Result ug/g	Flag	Limit ug/g
Propiconazole	0.070	0.220	N D		
Propoxur	0.010	0.030	N D		
Pyrethrin-I	0.020	0.060	N D		
Pyridaben	0.010	0.020	N D		
Spinetoram	0.230	0.690	N D		
Spinosyn A	0.010	0.020	N D		
Spinosyn D	0.000	0.010	N D		
Spiromesifen	0.050	0.140	N D		
Spirotetramat	0.010	0.030	N D		
Spiroxamine	0.010	0.030	N D		
Tebuconazole	0.010	0.030	N D		
Thiachloprid	0.010	0.030	N D		
Thiamethoxam	0.010	0.040	N D		
Methyl parathion	0.050	0.140	N D		
Diazinon	0.010	0.040	N D		
Trifloxystrobin	0.010	0.030	N D		
Chlordane	0.740	2.250	N D		
Chlorfenapyr	0.830	2.530	N D		
Pentachloronitrobenzene	0.060	0.170	N D		

NR Not Reportable
ND Not Detected
N/A Not Applicable
NT Not Tested
LOD Limit of Detection
LOQ Limit of Quantification
<LOQ Detected
>ULOL Above upper limit of linearity
CFU/g Colony Forming Units per 1 gram
TNTC Too Numerous to Count



Scan the QR code to
verify authenticity.

Authorized Signature

Archana

Dr. Archana R. Parameswar,
Laboratory Director
30 Aug, 2022 12:07:48 PM

RES – Residual Solvent Analysis

Analyzed 25 Aug, 2022 | Instrument HS-GC/MS | Method TM-106
Analysis Comment: Ethylbenzene & Isobutane are not A2LA accredited.

Analyte	LOD (ppm)	LOQ (ppm)	Result (ppm)	Flag	Limit ug/g
Propane	0.470	1.410	N D		
Butane	0.200	0.610	N D		
Methanol	0.070	0.230	N D		
Pentane	0.130	0.410	N D		
Ethanol	0.130	0.380	N D		
Ethyl ether	0.020	0.070	N D		
Acetone	0.060	0.180	N D		
Isopropyl alcohol	0.030	0.090	N D		
Acetonitrile	0.020	0.060	N D		
Methylene chloride	0.010	0.020	N D		
Hexane	0.030	0.080	N D		
Ethyl acetate	0.030	0.080	N D		
Chloroform	0.010	0.030	N D		
Benzene	0.010	0.030	N D		
1 2-Dichloroethane	0.010	0.030	N D		
Heptane	0.020	0.060	N D		
Trichloroethene	0.010	0.030	N D		
Toluene	0.010	0.020	N D		
Isobutane	3.900	11.820	N D		
Ethyl benzene	1.700	5.160	N D		
m p-Xylenes	0.010	0.030	N D		
o-Xylene	0.010	0.020	N D		

NR Not Reportable
ND Not Detected
N/A Not Applicable
NT Not Tested
LOD Limit of Detection
LOQ Limit of Quantification
<LOQ Detected
>ULOL Above upper limit of linearity
CFU/g Colony Forming Units per 1 gram
TNTC Too Numerous to Count



Scan the QR code to
verify authenticity.

Authorized Signature

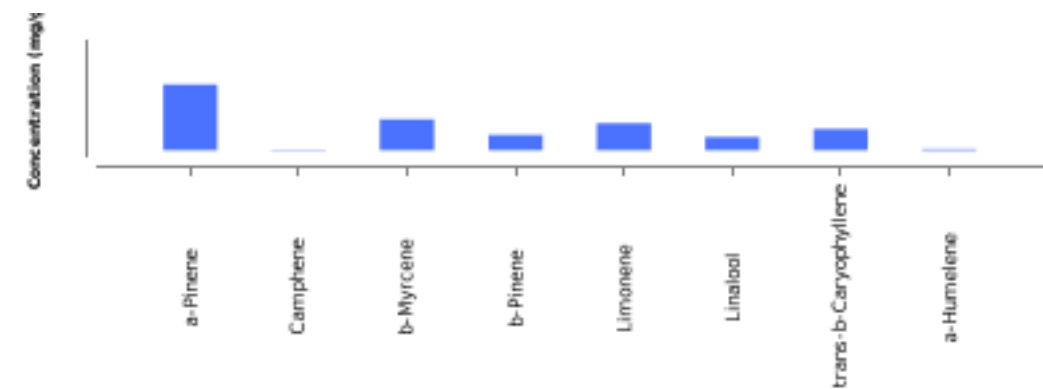


Dr. Archana R. Parameswar,
Laboratory Director
30 Aug, 2022 12:07:48 PM

TER- Terpenes Analysis

Analyzed 29 Aug, 2022 | Instrument HS-GC/MS | Method TM-102


Analyte	LOD (ppm)	LOQ (ppm)	Result %	Result mg/g
a-Pinene	0.840	2.540	0.82	8.18
Camphene	0.940	2.850	0.01	0.07
b-Myrcene	1.080	3.260	0.39	3.88
b-Pinene	1.110	3.380	0.19	1.9
3-Carene	0.460	1.400	N D	N D
a-Terpinene	1.180	3.570	N D	N D
a-ocimene	0.240	0.710	N D	N D
Limonene	0.730	2.210	0.34	3.38
p-cymene	0.680	2.070	N D	N D
cis-b-Ocimene	0.680	2.050	N D	N D
Eucalyptol	1.500	4.530	N D	N D
y-Terpinene	0.570	1.720	N D	N D
Terpinolene	0.970	2.950	N D	N D
Linalool	1.830	5.550	0.17	1.66
Isopulegol	1.650	4.990	N D	N D
Geraniol	0.780	2.370	N D	N D
trans-b-Caryophyllene	0.910	2.760	0.26	2.65
a-Humelene	0.960	2.920	0.01	0.15
cis-Nerolidol	0.510	1.540	N D	N D
trans-Nerolidol	1.110	3.360	N D	N D
Guaiol	2.800	8.490	N D	N D
Caryophyllene Oxide	0.970	2.950	N D	N D
a-Bisabolol	2.500	7.560	N D	N D
Total Terpene Concentration			2.19	21.86



NR Not Reportable
ND Not Detected
N/A Not Applicable
NT Not Tested
LOD Limit of Detection
LOQ Limit of Quantification
<LOQ Detected
>ULOL Above upper limit of linearity
CFU/g Colony Forming Units per 1 gram
TNTC Too Numerous to Count



Scan the QR code to verify authenticity.

Authorized Signature


Dr. Archana R. Parameswar,
Laboratory Director
30 Aug, 2022 12:07:48 PM